

BARCODE Scanner & RFIID Reader



www.budgie-scan.com

SYBBOLOGIE
SYBBOLOGY

Budgie®

User and programming manual-L1

Manuel utilisateur et de programmation-L1

Rev. 1.2 / Juin 2011

Reference : **91A-BUDGIE-200711-b**

**CHOIX ET PARTICULARITE DES CODES
ENABLE AND SET CODES**



www.budgie-scan.com

Le BUDGIE® permet de lire tout type de code 1D ou 2D. Le code ci-dessous permet d'activer ou non la lecture de l'ensemble des codes.
The BUDGIE® is able to read any kind of 1D and 2D codes. Reading the code below allows to enable or disable reading all the codes

Activation de la lecture de l'ensemble des codes
Enable reading the whole barcodes



*%\$E1

Désactivation de la lecture des codes
Disable reading the whole codes



*%\$E0

UPC/EAN

ACTIVATION UPC/EAN*
*ENABLE UPC/EAN**



*%\$EE1

DESACTIVATION UPC/EAN
DISABLE UPC/EAN



*%\$EE0

C128 – EAN128

ACTIVATION C128/EAN128*
*ENABLE C128/EAN128**



*%\$EC1

DESACTIVATION C128/EAN128
DISABLE C128/EAN128



*%\$EC0

TRANSMETTRE LE CODE GS*
*TRANSMIT GS CODE**



*%\$EC2

NE PAS TRANSMETTRE LE CODE GS
NOT TRANSMIT GS CODE




*%\$EC3




C39

ACTIVATION C39*
*ENABLE C39**



*%\$EA1

DEACTIVATION C39
DISABLE C39



*%\$EA0

C93

ACTIVATION C93
ENABLE C93



*%\$EG1


DEACTIVATION C93*
*DISABLE C93**



*%\$EG0

2/5 ENTRELACE / *INTERLEAVED 2of5*

ACTIVATION I2/5
ENABLE I2of5



*%\$E11

DEACTIVATION I2/5*
*DISABLE I2of5**



*%\$E10

2/5 DISCRET / *DISCRET 2of5*

ACTIVATION d2/5
ENABLE d2of5



*%\$ES1

DEACTIVATION d2/5*
*DISABLE d2of5**



*%\$ES0



CODABAR

ACTIVATION CODABAR
ENABLE CODABAR



*%\$EF1

DEACTIVATION CODABAR*
*DISABLE CODABAR**



*%\$EFO

MSI PLESSEY

ACTIVATION MSI PLESSEY
ENABLE MSI PLESSEY



*%\$EM1

DEACTIVATION MSI PLESSEY*
*DISABLE MSI PLESSEY**



*%\$EM0

GS1 DATABAR

ACTIVATION GS1 DATABAR
ENABLE GS1 DATABAR



*%\$ED1

DEACTIVATION GS1 DATABAR*
*DISABLE GS1 DATABAR**



*%\$ED0

CC-A CC-B CC-C

ACTIVATION CC codes*
*ENABLE CC codes**



*%\$Ee1

DEACTIVATION CC codes
DISABLE CC codes



*%\$Ee0



CODABLOCK-F

ACTIVATION Codablock-F


ENABLE Codablock-F



*%\$Ef1

DEACTIVATION Codablock-F*

*DISABLE Codablock-F**



*%\$Ef0

DATAMATRIX

ACTIVATION DATAMATRIX*


*ENABLE DATAMATRIX**



*%\$Ed1

DEACTIVATION DATAMATRIX

DISABLE DATAMATRIX



*%\$Ed0

AZTEC

ACTIVATION AZTEC*


*ENABLE AZTEC**



*%\$Ez1

DEACTIVATION AZTEC

DISABLE AZTEC



*%\$Ez0

QR-Code

ACTIVATION QR-Code*

*ENABLE QR-Code**



*%\$Eq1

DEACTIVATION QR-Code

DISABLE QR-Code



*%\$Eq0



PDF-417

ACTIVATION PDF-417*

*ENABLE PDF-417**



*%\$Er1

DEACTIVATION PDF-417

DISABLE PDF-417



*%\$Er0



Ce document est sujet à évoluer. Nous vous invitons à visiter le site officiel du BUDGIE afin de vous mettre à jour avec les derniers documents de configuration et logiciels fonctionnels.

This documentation is subject to change. We invite you to visit frequently the official BUDGIE® website so as to be get the last configuration documents and running softwares.

www.Budgie-scan.com

Documentation et outils téléchargeables via www.budgie-scan.com

Downloadable documentations and tools with www.budgie-scan.com

- The User and Programming manual L1 (ref : 91A-BUDGIE-200711-b)
- The BLUEGEN® which allows to simply create and print pairing codes for the BUDGIE®
- COM2KEY® a software to redirect SPP or COM to KEYBOARD buffer

